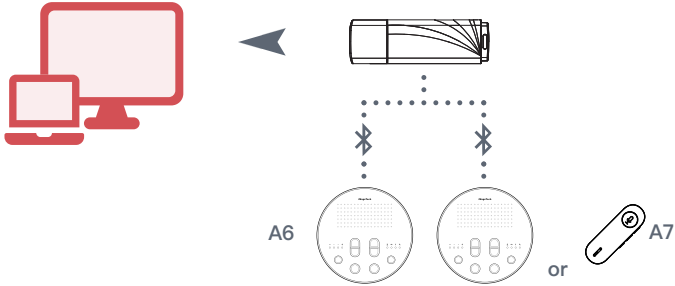




iMage Dongle

Connection

The iMage Dongle can be connected to PC/laptop, to connect two iMage A6/A7 wirelessly.

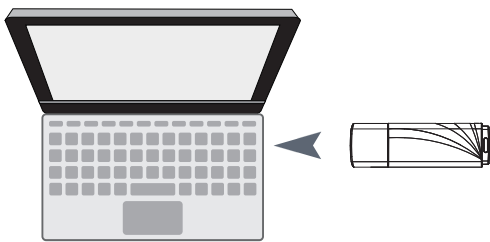


Specification

Product Name	iMage Dongle
Dimensions/Weigh	56×14×10mm/7g
Accessories	User Manual×1
Operating System	Windows · Mac OS
Bluetooth Version	5.0 (HFP · HSP · AVRCP · A2DP)
Wireless Range	Up to 20m (No Interferes)
Power Supply	USB, DC 5V

Power On

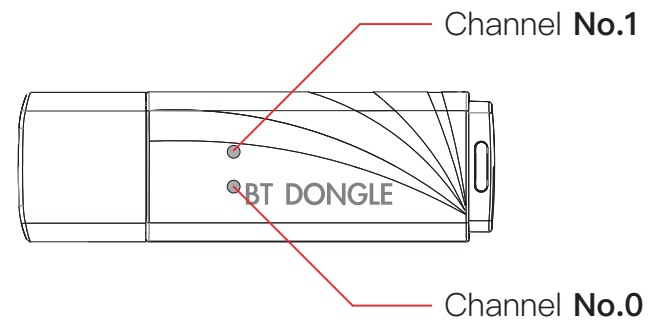
Connect the iMage Dongle to the PC/laptop.



Pairing

There are two pairing buttons on the back of the iMage Dongle, which can be paired with iMage A6/A7. After the pairing is completed, a 1 to 2 use situation can be achieved.

Long press the pairing button for 3 second to enter the pairing mode (white light flashes). After the white light remain on, the pairing is successful.



Necessary Products

A6 iMage A6



A7 iMage A7

